

DRAINAGE DISTRICT NO. 3
Jefferson County, Texas

MINUTES OF MEETING

May 18, 2022

7:30 A.M.

A meeting was held May 18, 2022, at 7:30 A.M. in the District's office located at 24460 Hwy 124, Hamshire, Texas. All commissioners were present. Also present, Billy Hooper, Cody Corely and Chandler Foret with LJA Engineering.

1. Meeting was called to order at 7:30 A.M. by Chairman Frank R. Rose. He announced that this meeting was being recorded for the purpose of transcribing the minutes.
2. Public Comment – Mr. Hooper had questions concerning a crossing that is located at Hwy 124 at the water tower. He was informed that he would need to contact TXDOT in regards to that crossing. He also had questions concerning an ongoing project on Mr. Taylor's property. He was informed that work would continue on that project when the trackhoe parts came in and the machine could be repaired. He also had questions about the DD6 project on the North Fork of Taylors Bayou and was instructed to contact DD6 in regards to that matter.
3. Minutes of previous meeting were read and approved.
4. Office Update -
 - A. Commissioners reviewed the districts regular checks written April 30 to May 15, 2022.
 - B. Commissioners reviewed the monthly financial report presented by Shanna Verret which showed an ending fund balance of \$1,632,506.37 a decrease of \$35,367.75, from last month.
 - C. Commissioners reviewed the monthly insurance summary which showed a loss of \$63,778.96 for active employees and a profit of \$6,252.35 on retirees.
 - D. Commissioners reviewed the BBR Application to renew the Risk Insurance Policy. Motion made by Commissioner Levingston and seconded by Commissioner Boykin to renew the policy as presented.
 - E. Commissioners reviewed the 2022 Preliminary Taxable Value of \$244,716,883 for May 2022.
 - F. There was a discussion to designate a Commissioner to represent the District at the RC&D meetings. More information is required as to when and where the meetings are held.
 - G. There was no executive session
5. Project/Equipment Update –
 - A. Equipment Update
 1. Superintendent Folsom reported that repairs to the 200 trackhoe are to cost \$6,978.55.
 2. The mini-ex is having heat issues due to heat index. Superintendent Folsom suggested that the machine be ran slower and lessen the load of work as to comply with the design of the system.
 - B. Project Update –
 1. Mr. Corely presented a preliminary report of the Mayhaw Bayou Study in regards to crossings and channelization improvements from I-10 to Hwy 73.
 2. Leger Property – the Mini Ex and dozer are working on the cleaning of the ditch
 3. Taylor Property – work will resume on this project upon completion of the repairs to the trackhoe. It is a small area that still needs to be completed.
 - C. Upcoming Projects –
 1. Kiker Property – Replace culverts before hurricane season
 2. Broussard Property – E. Hamshire Rd – Will bring the trackhoe in to clean the ditch
 3. Rose Ditch – Still need Ms. Aubey's Property Access Consent form to be signed and returned.


5. New Business –

A. No Meeting Updates

B. Board Comments – Superintendent Folsom reported that he was contacted by Rachel Kersey with the Beaumont Enterprise concerning our drainage plans for the upcoming hurricane season.


C. Next regular meeting date was set for Wednesday, June 15, 2022 at 7:30 a.m.

With no further business, meeting adjourned at 8:42 a.m.



Frank R. Rose, Chairman

Reginald C. Boykin, Sr., Secretary



Joel E. Levingston, Jr., Commissioner

DRAINAGE DISTRICT No. 3
Jefferson County, Texas

Maintaince Operations Fund
Expenditures

DATE	CHECK NO	PAYEE	AMOUNT	DESCRIPTION
04/30/2022	12365	PAYROLL ACCOUNT	13,888.50	Transfer Account
04/30/2022	ACH	FICA	5,817.54	FICA Taxes
04/30/2022	ACH	Texas County & District Retirement System	2,182.03	Retirement
04/30/2022	12366	Amwins	6,309.60	April - May Retiree Insurance
04/30/2022	12367	Gulf Coast Automotive	12.95	Hardware
04/30/2022	12368	Waukesha-Pearce	340.18	Equipment Repair
04/30/2022	12369	Office Depot	223.75	Copying & Office Supplies
04/30/2022	12370	Southern Tire Mart	650.00	Tires
04/30/2022	12371	Gulf Coast Screw & Supply	288.87	Hoses
04/30/2022	12372	Mustang Tractor & Equipment	268.68	Hoses
04/30/2022	12373	Windstream	290.83	Telephone
04/30/2022	12374	Entergy	260.33	Electricity
04/30/2022	12375	Nova Health Care Services	265.12	Professional Services
04/30/2022	12376	PreCheck	186.50	Professional Services
04/30/2022	12377	Fred Folsom	12.50	Reimbursement for Trailer & License Registration
04/30/2022	12378	Winnie Welding	400.00	Equipment Rental - Move
04/30/2022	12379	Richard Gonzales	7.00	Reimbursement for Trailer Inspection
			31,404.38	
05/15/2022	12380	PAYROLL ACCOUNT	11,565.50	Salaries
05/15/2022	12381	Southeast Tx Gov't Employees Benefit Pool	11,137.43	Insurance
05/15/2022	12382	County Treasurer, Life Insurance	35.69	Insurance
05/15/2022	12383	Stratton's	650.61	Battery & Tools
05/15/2022	12384	Gulfway Lumber	10.95	Screws
05/15/2022	12385	Tractor Supply Company	44.97	Hardware
05/15/2022	12386	Sam's Club	144.93	Office Supplies
05/15/2022	12387	Beaumont Tractor	559.41	Tractor Repairs
05/15/2022	12388	Audilet Tractor Sales	550.00	Tractor Repairs
05/15/2022	12389	Centerpoint Energy	134.05	Natural Gas
05/15/2022	12390	AT & T	118.51	Telephone
05/15/2022	12391	West Jefferson Co. MWD	27.67	Water & Sewer
05/15/2022	12392	Hamshire Waste	68.00	Garbage Waste Disposal
05/15/2022	12393	Jux Technologies	68.00	Dues & Subscriptions
05/15/2022	12394	Winnie Welding	400.00	Equipment Rental - Move
			25,515.72	
		TOTAL EXPENDITURES	56,920.10	

DRAINAGE DISTRICT No. 3 Profit & Loss Budget Performance April 2022

	Apr 22	Budget	Oct '21 - Apr 22	YTD Budget	Annual Budget
Ordinary Income/Expense					
Income					
REVENUES					
101 - Current Taxes	13,941.79	51,791.42	602,091.68	362,539.90	621,497.00
102 - Delinquent Taxes	4,176.62	666.67	12,996.82	4,666.65	8,000.00
103 - Interest	343.51	83.33	1,706.24	583.35	1,000.00
104 - Rendition Penalty	0.00	0.00	0.00	0.00	0.00
106 - Miscellaneous	0.00	0.00	6,564.34	0.00	0.00
Total REVENUES	18,461.92	52,541.42	623,359.08	367,789.90	630,497.00
Total Income	18,461.92	52,541.42	623,359.08	367,789.90	630,497.00
Gross Profit	18,461.92	52,541.42	623,359.08	367,789.90	630,497.00
Expense					
1 - SALARIES					
1002 - Clerical	4,077.00	4,078.00	28,539.00	28,546.00	48,936.00
1009 - Dept Head / Foreman	6,212.00	6,212.42	43,484.00	43,486.90	74,549.00
1010 - Commissioners	900.00	900.00	6,300.00	6,300.00	10,800.00
1015 - Extra Help	0.00	3,166.67	0.00	22,166.65	38,000.00
1048 - Equipment Operators/Asst	12,842.00	13,388.33	58,838.60	93,718.35	160,660.00
Total 1 - SALARIES	24,031.00	27,745.42	137,161.60	194,217.90	332,945.00
2 - FRINGE BENEFITS					
2001 - FICA Expenses	1,848.27	2,472.08	10,605.56	17,304.60	29,665.00
2002 - Retirement	2,182.03	2,784.17	12,084.86	19,489.15	33,410.00
2003 - Insurance	19,876.34	21,255.42	108,606.46	148,787.90	255,065.00
2004 - Worker's Compensation	0.00	916.67	0.00	6,416.65	11,000.00
2006 - Auto Allowance	1,650.00	1,650.00	11,550.00	11,550.00	19,800.00
2007 - Retirement Wage Contg	325.29	2,916.67	1,826.36	20,416.65	35,000.00
2008 - Health Ins. Savings Acct	0.00	1,000.00	1,130.19	7,000.00	12,000.00
Total 2 - FRINGE BENEFITS	25,881.93	32,995.01	145,803.43	230,964.95	395,940.00
3 - MATERIALS & SUPPLIES					
3006 Batteries	10.99	250.00	358.82	1,750.00	3,000.00
3008 Bolts Nuts Nails & Screws	11.60	83.33	279.35	583.35	1,000.00
3009 Antifreeze & Coolant	0.00	166.67	44.85	1,166.65	2,000.00
3010 Books & Printed Matter	0.00	416.67	0.00	2,916.65	5,000.00
3012 Prints, Maps & Etc	0.00	83.33	0.00	583.35	1,000.00
3014 Chains & Hooks	0.00	66.67	0.00	466.65	800.00
3016 Chemicals Weed Control	0.00	2,166.67	0.00	15,166.65	26,000.00
3018 Cleaners & Solvents	0.00	125.00	0.00	875.00	1,500.00
3020 Metal Culvert Pipe	0.00	4,166.67	8,126.88	29,166.65	50,000.00
3022 Copying Supplies	153.98	166.67	660.54	1,166.65	2,000.00
3027 Electrical Supplies	0.00	250.00	0.00	1,750.00	3,000.00

DRAINAGE DISTRICT No. 3 Profit & Loss Budget Performance April 2022

	Apr 22	Budget	Oct '21 - Apr 22	YTD Budget	Annual Budget
3030 Fencing Material	0.00	541.67	0.00	3,791.65	6,500.00
3032 Concrete, Sand, Aggregat	0.00	833.33	0.00	5,833.35	10,000.00
3034 Diesel Fuel	0.00	3,333.33	6,989.37	23,333.35	40,000.00
3036 Diesel Fuel ON ROAD	0.00	1,500.00	1,611.63	10,500.00	18,000.00
3037 Gasoline	0.00	583.33	0.00	4,083.35	7,000.00
3040 Hardware - Misc	269.53	250.00	499.15	1,750.00	3,000.00
3041 Hose & Fittings & Filters	861.66	833.33	2,092.32	5,833.35	10,000.00
3048 Lumber, Timbers, Rope	0.00	208.33	0.00	1,458.35	2,500.00
3050 Medical & Safety	84.98	250.00	130.52	1,750.00	3,000.00
3051 Motor Oil & Grease	0.00	833.33	0.00	5,833.35	10,000.00
3056 Paint & Brushes	0.00	83.33	0.00	583.35	1,000.00
3072 Rope Wire Manila & Burlap	0.00	66.67	0.00	466.65	800.00
3073 Spare Parts, Heavy Equip	0.00	83.33	0.00	583.35	1,000.00
3077 Computer Supplies	0.00	125.00	54.11	875.00	1,500.00
3078 Office Supplies	69.77	208.33	938.22	1,458.35	2,500.00
3080 Steel Angle Iron Rods, Etc	0.00	208.33	0.00	1,458.35	2,500.00
3083 Tires & Tubes	650.00	750.00	650.00	5,250.00	9,000.00
3084 Minor Equipment	0.00	833.33	366.57	5,833.35	10,000.00
3095 Welding Supplies	0.00	166.67	31.98	1,166.65	2,000.00
3099 Sundry	0.00	166.67	348.61	1,166.65	2,000.00
Total 3 - MATERIALS & SUPPLIES	2,112.51	19,799.99	23,182.92	138,600.05	237,600.00
4 - MAINTENANCE & UTILITES					
4001 Cooling and Heating	0.00	83.33	0.00	583.35	1,000.00
4009 Building & Structure	0.00	291.67	216.80	2,041.65	3,500.00
4010 Tractors & Mowers	0.00	1,041.67	1,402.05	7,291.65	12,500.00
4011 Equipment Repairs	49.02	3,333.34	13,636.38	23,333.30	40,000.00
4013 Marine Craft	0.00	166.67	0.00	1,166.65	2,000.00
4014 - Auto - Truck	7.00	250.00	49.99	1,750.00	3,000.00
4015 Communication Equip	0.00	125.00	95.85	875.00	1,500.00
4020 Miscellaneous	0.00	41.67	0.00	291.65	500.00
4030 Tools	12.99	250.00	154.53	1,750.00	3,000.00
4051 Freight	0.00	25.00	0.00	175.00	300.00
4052 Postage	0.00	41.67	337.66	291.65	500.00
4053 Natural Gas/Butane	225.87	308.33	1,277.15	2,158.35	3,700.00
4054 Telephone	409.37	500.00	3,273.25	3,500.00	6,000.00
4056 Electricity	260.33	500.00	1,917.67	3,500.00	6,000.00
4057 Water & Sewer	27.67	166.67	193.69	1,166.65	2,000.00
4058 Garbage Waste Disposal	68.00	100.00	476.00	700.00	1,200.00
Total 4 - MAINTENANCE & UTILITES	1,060.25	7,225.02	23,031.02	50,574.90	86,700.00

DRAINAGE DISTRICT No. 3 Profit & Loss Budget Performance April 2022

	Apr 22	Budget	Oct '21 - Apr 22	YTD Budget	Annual Budget
5 - MISCELLANEOUS SERVICES					
5009 Professional Services	451.62	833.33	1,188.18	5,833.35	10,000.00
5021 Dues & Subscriptions	80.50	208.33	702.76	1,458.35	2,500.00
5027 Engineering Fees	0.00	833.33	0.00	5,833.35	10,000.00
5028 Assessor/Collector Fees	0.00	166.67	1,440.18	1,166.65	2,000.00
5029 Attorney Fees	0.00	750.00	0.00	5,250.00	9,000.00
5031 Filing, Records & Photos	0.00	8.33	0.00	58.35	100.00
5032 Accounting Services	0.00	41.67	0.00	291.65	500.00
5036 Treasurer Commision	0.00	83.33	0.00	583.35	1,000.00
5038 Supplemenal Tax Refunds	0.00	166.67	0.00	1,166.65	2,000.00
5040 Insurance Autos & Trucks	0.00	500.00	0.00	3,500.00	6,000.00
5041 Insurance Property	0.00	291.67	161.00	2,041.65	3,500.00
5043 Insurance General Liab	0.00	166.67	0.00	1,166.65	2,000.00
5044 Insurance Official Liab	0.00	166.67	0.00	1,166.65	2,000.00
5045 Bonds Surety & Notary	0.00	83.33	290.00	583.35	1,000.00
5053 Equipment Rental	400.00	1,250.00	3,630.00	8,750.00	15,000.00
5054 Contract Aerial Spraying	0.00	1,333.33	0.00	9,333.35	16,000.00
5055 Contract Spraying	0.00	1,500.00	0.00	10,500.00	18,000.00
5062 Travel & Meeting Expense	0.00	66.67	0.00	466.65	800.00
5064 Training & Education	0.00	125.00	0.00	875.00	1,500.00
5074 Independent Auditor Fees	0.00	1,541.66	18,070.85	10,791.70	18,500.00
5095 Bank Service Charges	0.00	250.00	109.57	1,750.00	3,000.00
5098 Appraisal District Fees	0.00	750.00	3,283.60	5,250.00	9,000.00
5099 Sundry	0.00	83.33	0.00	583.35	1,000.00
Total 5 - MISCELLANEOUS SERVICES	932.12	11,199.99	28,876.14	78,400.05	134,400.00
6 - CAPITAL OUTLAY					
6001 Office Machines	0.00	375.00	1,985.48	2,625.00	4,500.00
6002 Excavation Equipment	0.00	25,000.00	0.00	175,000.00	300,000.00
6011 Machinery & Equipment	0.00	7,416.66	22,875.00	51,916.70	89,000.00
6014 Building & Structures	0.00	3,416.67	0.00	23,916.65	41,000.00
6022 Furniture & Fixtures	0.00	416.67	837.95	2,916.65	5,000.00
6042 Auto Truck & Trailer	0.00	7,583.33	10,996.75	53,083.35	91,000.00
6045 Land/ROW Acquisitions	0.00	416.67	0.00	2,916.65	5,000.00
Total 6 - CAPITAL OUTLAY	0.00	44,625.00	36,695.18	312,375.00	535,500.00
Reconciliation Discrepancies	0.00		-0.10		
Total Expense	54,017.81	143,590.43	394,750.19	1,005,132.85	1,723,085.00
Net Ordinary Income	-35,555.89	-91,049.01	228,608.89	-637,342.95	-1,092,588.00

DRAINAGE DISTRICT No. 3
Profit & Loss Budget Performance
April 2022

	Apr 22	Budget	Oct '21 - Apr 22	YTD Budget	Annual Budget
Other Income/Expense					
Other Expense					
Transfer Account	0.00		0.00	0.00	0.00
Total Other Expense	0.00		0.00	0.00	0.00
Net Other Income	0.00	0.00	0.00	0.00	0.00
Net Income	-35,555.89	-91,049.01	228,608.89	-637,342.95	-1,092,588.00

DRAINAGE DISTRICT No. 3
Statement of Cash Flows
April 2022

	Apr 22
OPERATING ACTIVITIES	
Net Income	-35,555.89
Adjustments to reconcile Net Income to net cash provided by operations:	
Accounts Receivable	-380.19
EMPLOYEE PAID EXPENSES:202-0400 Employee Insurance	760.38
EMPLOYEE PAID EXPENSES:202-0902 VOL - LIFE / AD&D	7.95
	-35,167.75
Net cash provided by Operating Activities	-35,167.75
Net cash increase for period	-35,167.75
Cash at beginning of period	1,667,674.12
Cash at end of period	1,632,506.37

GROUP: DD3 Active
 PERIOD: 1/1/2022-12/31/2022

SUMMARY REPORT

MONTH	PAID MEDICAL CLAIMS	% OF TOTAL CLAIMS PAID	PAID VISION CLAIMS	% OF TOTAL CLAIMS PAID	PAID DENTAL CLAIMS	% OF TOTAL CLAIMS PAID	PAID PRESCRIPTION CLAIMS	% OF TOTAL CLAIMS PAID	TOTAL CLAIMS PAID	ADMIN	TOTAL EXPENSES	BILLED PREMIUM	NET PROFIT/(LOSS)
January	\$ 72,504.79	97.93%	\$ -	0.00%	\$ -	0.00%	\$ 1,535.44	2.07%	\$ 74,040.23	\$ 6,663.62	\$ 80,703.85	\$ 13,712.75	\$ (66,991.10)
February	\$ 13,847.74	62.66%	\$ -	0.00%	\$ -	0.00%	\$ 8,251.28	37.34%	\$ 22,099.02	\$ 1,988.91	\$ 24,087.93	\$ 13,712.75	\$ (10,375.18)
March	\$ 4,781.97	60.19%	\$ 52.00	0.65%	\$ 80.00	0.00%	\$ 3,031.39	38.15%	\$ 7,945.36	\$ 715.08	\$ 8,660.44	\$ 13,712.75	\$ 5,052.31
April	\$ 455.85	9.60%	\$ -	0.00%	\$ 2,340.67	0.00%	\$ 1,953.70	41.13%	\$ 4,750.22	\$ 427.52	\$ 5,177.74	\$ 13,712.75	\$ 8,535.01
May													
June													
July													
August													
September													
October													
November													
December													
TOTALS	\$ 91,590.35	84.16%		0.00%	\$ 2,420.67	0.00%	\$ 14,771.81	13.57%	\$ 108,834.83	\$ 9,795.13	\$ 118,629.96	\$ 54,851.00	\$ (63,778.96)
MONTHLY AVERAGE	\$ 22,897.59		\$ 13.00		\$ 605.17		\$ 3,692.95		\$ 27,208.71	\$ 2,448.78	\$ 29,657.49	\$ 13,712.75	\$ (15,944.74)
ANNUAL PROJECTIONS	\$ 274,771.05		\$ 156.00		\$ 7,262.01		\$ 44,315.43		\$ 326,504.49	\$ 29,385.40	\$ 355,889.89	\$ 164,553.00	\$ (191,336.89)
PROJECTED MONTHLY AVERAGE PER ENROLLEE	\$ 4,579.52		\$ 2.60		\$ 121.03		\$ 738.59		\$ 5,441.74				
PROJECTED MONTHLY AVERAGE PER MEMBER	\$ 2,862.20		\$ 1.63		\$ 75.65		\$ 461.62		\$ 3,401.09				



BBR Application
Fund Year 2022-2023

1. Member Number: 065
2. Member Name: Jefferson County Drainage District No. 3
3. Privacy Policy – Is the Applicant in compliance with its privacy policy? Y N
If NO, please add a note covering details regarding such non-compliance: _____

4. Credit Cards – Does the Applicant accept credit cards for goods sold or services rendered? Y N
If YES, does the Applicant accepts credit cards is it compliant with applicable data security standards? Y N
5. Third Party – Does the Applicant require third parties with which is shares personally identifiable/ confidential information to indemnify the Applicant for legal liability arising out of the release of such information due to the fault or negligence of the third party? Y N
6. Loss of Personal Information - Is the Applicant aware of any release, loss or disclosure of personally identifiable information in its care, custody or control, or anyone holding such information on behalf of the Applicant in the most recent three year time period from date of this Application? Y N
If YES, please describe. _____

7. Training - Does the Applicant conduct training for every employee user of the information systems in security issues and procedures for its computer systems? Y N
8. Computer Access – Does the Applicant terminate all associated computer access and user accounts as part of the regular exit process when an employee leaves the company? Y N
9. Back up - Is all valuable/ sensitive data backed-up by the Applicant on a daily basis? Y N
10. Encryption - Does the Applicant have and enforce policies concerning when internal and external communication should be encrypted? Y N
11. Software Update - Does the Applicant enforce a software update process including installation of software "patches"? Y N
12. Known Intrusions - Has the Applicant suffered any know intrusions (*i.e.*, unauthorized access or security breach) or denial of service attacks relating to its computer systems in the most recent three years from date of this Application? Y N
If YES, please describe any such intrusions or attacks, including any damage caused by any such intrusions, including lost time, lost business income, or costs to repair any damage to systems or to reconstruct data or software, describe the damage that occurred, and state value of any lost time, income and the costs of any repair or reconstruction. _____

Print Name: Frank R. Rose, Chairman

Signature: 

Date: 5/18/22


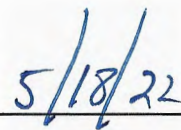
April 15, 2022

Jefferson County Drainage District #3
24460 Hwy 124 PO Box 120
Hamshire, TX 77622

Re: Proposal for Cyber
Proposed Effective Dates: 07-01-2022 to 07-01-2023

To Whom It May Concern:

The Applicant declares that none of the Applicant's or any of its subsidiaries' principals, partners, officers, directors, general counsels (including any staff attorneys) or risk managers (or any person in a substantially similar position as those referenced above, or with substantially similar responsibilities as those referenced above, irrespective of the exact title of such individual, and any individual who previously held any of the above referenced positions) is aware of any acts, errors, omissions, circumstances or incidents or suspected incidents that reasonably might give rise to a claim or loss under the proposed insurance.

By:  _____ Dated:  _____

Must be signed and dated by corporate officer with authority to sign on Applicant's behalf

2022 PRELIMINARY TOTALS

847 - DRAINAGE DISTRICT #3

Property Count: 3,481

Grand Totals

5/11/2022

9:26:44AM

Land		Value				
Homesite:		18,278,829				
Non Homesite:		32,272,557				
Ag Market:		87,160,452				
Timber Market:		1,410,382		Total Land	(+)	139,122,220
Improvement		Value				
Homesite:		101,987,209				
Non Homesite:		65,059,932		Total Improvements	(+)	167,047,141
Non Real		Count	Value			
Personal Property:		140	68,302,724			
Mineral Property:		474	8,925,490			
Autos:		0	0	Total Non Real	(+)	77,228,214
				Market Value	=	383,397,575
Ag	Non Exempt	Exempt				
Total Productivity Market:	88,570,834	0				
Ag Use:	3,677,002	0	Productivity Loss	(-)	84,824,865	
Timber Use:	68,967	0	Appraised Value	=	298,572,710	
Productivity Loss:	84,824,865	0	Homestead Cap	(-)	13,366,645	
			Assessed Value	=	285,206,065	
			Total Exemptions Amount	(-)	40,489,182	
			(Breakdown on Next Page)			
			Net Taxable	=	244,716,883	

APPROXIMATE TOTAL LEVY = NET TAXABLE * (TAX RATE / 100)
 742,311.96 = 244,716,883 * (0.303335 / 100)

Certified Estimate of Market Value: 381,517,918
 Certified Estimate of Taxable Value: 243,258,747

Tax Increment Finance Value: 0
 Tax Increment Finance Levy: 0.00

2022 PRELIMINARY TOTALS

847 - DRAINAGE DISTRICT #3

Property Count: 3,481

Grand Totals

5/11/2022

9:26:56AM

Exemption Breakdown

Exemption	Count	Local	State	Total
DP	25	725,224	0	725,224
DPS	1	40,000	0	40,000
DV1	1	0	5,000	5,000
DV2	1	0	7,500	7,500
DV3	1	0	10,000	10,000
DV4	11	0	116,403	116,403
DV4S	1	0	12,000	12,000
DVHS	10	0	1,946,402	1,946,402
DVHSS	2	0	72,779	72,779
EX-XI	1	0	54,327	54,327
EX-XU	2	0	15,791	15,791
EX-XV	43	0	2,184,531	2,184,531
EX366	28	0	16,977	16,977
FR	1	5,478,756	0	5,478,756
HS	733	20,836,361	0	20,836,361
OV65	251	8,792,851	0	8,792,851
PC	3	174,280	0	174,280
Totals		36,047,472	4,441,710	40,489,182

2022 PRELIMINARY TOTALS

847 - DRAINAGE DISTRICT #3

Property Count: 3,481

Grand Totals

5/11/2022

9:26:56AM

State Category Breakdown

State Code	Description	Count	Acres	New Value	Market Value	Taxable Value
A	SINGLE FAMILY RESIDENCE	1,013	1,618.9258	\$2,418,391	\$133,338,811	\$94,937,144
C1	VACANT LOTS AND LAND TRACTS	464	1,070.7636	\$0	\$8,724,995	\$8,724,995
D1	QUALIFIED AG LAND	838	37,896.3877	\$0	\$88,570,834	\$3,745,969
D2	NON-QUALIFIED LAND	109		\$475,347	\$2,720,673	\$2,720,673
E	FARM OR RANCH IMPROVEMENT	358	3,879.2234	\$517,012	\$39,535,068	\$32,482,422
F1	COMMERCIAL REAL PROPERTY	38	63.1212	\$840,477	\$13,051,417	\$13,051,417
F2	INDUSTRIAL REAL PROPERTY	26	176.7287	\$0	\$15,384,260	\$15,209,980
G1	OIL AND GAS	468		\$0	\$8,921,522	\$8,921,522
J3	ELECTRIC COMPANY (INCLUDING C	5	0.8000	\$0	\$10,069,834	\$10,069,834
J4	TELEPHONE COMPANY (INCLUDI	3	0.0964	\$0	\$275,892	\$275,892
J6	PIPELAND COMPANY	27	2.5680	\$0	\$11,897,955	\$11,897,955
J8	OTHER TYPE OF UTILITY	14		\$0	\$1,624,009	\$1,624,009
L1	COMMERCIAL PERSONAL PROPE	64		\$0	\$22,496,193	\$17,017,437
L2	INDUSTRIAL PERSONAL PROPERT	9		\$0	\$22,002,634	\$22,002,634
M1	TANGIBLE OTHER PERSONAL, MOB	134		\$68,792	\$2,511,852	\$2,035,000
X	TOTALLY EXEMPT PROPERTY	74	177.1269	\$0	\$2,271,626	\$0
	Totals		44,885.7417	\$4,320,019	\$383,397,575	\$244,716,883

2022 PRELIMINARY TOTALS

847 - DRAINAGE DISTRICT #3

Property Count: 3,481

Grand Totals

5/11/2022

9:26:56AM

CAD State Category Breakdown

State Code	Description	Count	Acres	New Value	Market Value	Taxable Value
A1	REAL, RESIDENTIAL, SINGLE-FAMILY	758	1,321.7653	\$1,922,450	\$125,108,418	\$88,595,543
A2	REAL, RESIDENTIAL, MOBILE HOME	63	102.5968	\$286,651	\$2,822,041	\$2,344,949
A7	REAL/RES/MH 5 AC/LESS-BY OWNER	195	194.5637	\$209,290	\$5,408,352	\$3,996,652
C1	REAL, VACANT PLATTED RESIDENTI	457	1,005.1326	\$0	\$8,301,693	\$8,301,693
C2	REAL, VACANT PLATTED COMMERCIAL	7	65.6310	\$0	\$423,302	\$423,302
D1	REAL, ACREAGE, RANGELAND	862	38,182.4579	\$0	\$88,721,739	\$3,896,874
D2	REAL, ACREAGE, TIMBERLAND	109		\$475,347	\$2,720,673	\$2,720,673
D3	REAL, ACREAGE, FARMLAND	35	497.5382	\$86,328	\$5,520,049	\$5,349,763
D4	REAL, ACREAGE, UNDEVELOPED LA	161	2,210.2013	\$0	\$8,582,111	\$8,582,111
D5	UNFILLED LAND	7	129.3540	\$0	\$711,089	\$711,089
E1	REAL, FARM/RANCH, HOUSE	90	552.9910	\$339,944	\$22,004,151	\$15,724,688
E2	REAL, FARM/RANCH, MOBILE HOME	7	44.8810	\$0	\$589,766	\$391,336
E7	MH ON REAL PROP (5 AC/MORE) MH	34	158.1877	\$90,740	\$1,976,997	\$1,572,530
F1	REAL, Commercial	38	63.1212	\$840,477	\$13,051,417	\$13,051,417
F2	REAL, Industrial	9		\$0	\$14,400,662	\$14,226,382
F5	OPERATING UNITS ACREAGE	17	176.7287	\$0	\$983,598	\$983,598
G1	OIL AND GAS	468		\$0	\$8,921,522	\$8,921,522
J3	REAL & TANGIBLE PERSONAL, UTILI	5	0.8000	\$0	\$10,069,834	\$10,069,834
J4	REAL & TANGIBLE PERSONAL, UTILI	3	0.0964	\$0	\$275,892	\$275,892
J6	REAL & TANGIBLE PERSONAL, UTILI	27	2.5680	\$0	\$11,897,955	\$11,897,955
J8	REAL & TANGIBLE PERSONAL, UTILI	14		\$0	\$1,624,009	\$1,624,009
L1	TANGIBLE, PERSONAL PROPERTY, C	64		\$0	\$22,496,193	\$17,017,437
L2	TANGIBLE, PERSONAL PROPERTY, I	9		\$0	\$22,002,634	\$22,002,634
M1	TANGIBLE OTHER PERSONAL, MOBI	134		\$68,792	\$2,511,852	\$2,035,000
X		74	177.1269	\$0	\$2,271,626	\$0
	Totals		44,885.7417	\$4,320,019	\$383,397,575	\$244,716,883